

HOME BALL®



KITS, SPORTS AND MINI-GAMES TO PLAY EVERYWHERE ALL YEAR ROUND

HOME BALL[®], A SPORT REVOLUTION



A FRENCH INVENTION

In 2010, **Dominique Desbouillons** made a net cage with targets to amuse the members of his family. The enthusiasm for the game quickly spread beyond the family circle. In 2011, a company was created to develop and market Home Ball[®] kits. Since 2019, **Sylvie Desbouillons** has managed the company, while Dominique has developed the sports movement and partnerships in France and abroad.

HOME BALL[®] LOCATIONS AROUND THE WORLD

With more than 1,500 sites in France, Home Ball[®] has become a lasting feature of French sports, as a tool perfectly suited to the developments in today's sports world. **But that's not all: our kits are now exported to all four corners of the world.** Ball sports are universal and, like our kits, allow you to play anywhere, without the slightest limit!



2023 SEASON CATALOG

A WORD FROM SYLVIE, MANAGER OF HOME BALL[®] PLC

"The catalog helps users learn all about the Home Ball[®] range of products, sports and educational content. It is the ideal tool to quickly form an opinion on the development potential of Home Ball[®]. Of course, if you have any questions, our team of enthusiasts will be happy to answer them!" — **Sylvie DESBOUILLONS**

Now read on!

CONTENTS

HOME BALL[®] KITS

4-7

Transportable Home Ball[®] - 6m50 / 6m50

4-5

Assembling the Transportable Home Ball[®]

6-7

HOME BALL[®] SPORTS

8-15

The rules common to our three sports

9

Home Ball[®] Football - Additional Official Rules

10

Home Ball[®] Handball - Additional Official Rules

11

Home Ball[®] Wheelchair Handball - Additional Official Rules

12

3 sports suitable for everyone

13

Home Ball[®] educational content


14-15

WHAT IS HOME BALL® ?



=

1 KIT



3 SPORTS



+ ENDLESS SPORTS ACTIVITIES!

A SYSTEM DESIGNED TO MAKE SPORT:

1 POSSIBLE EVERYWHERE:

INDOORS OR OUTDOORS

On grass, asphalt, sports grounds, in towns, on the beach, in the mountains, etc.

2 ACCESSIBLE TO EVERYONE:

ATHLETES / NON-ATHLETES

BEGINNERS / ADVANCED

ALL GENERATIONS

PARASPORTS / ADAPTIVE SPORTS

FEMININE & MASCULINE

AMATEURS / PROFESSIONALS

A RECOGNIZED, REWARDED & PROTECTED INNOVATION



Our team received the 2016 innovation prize at the largest European outdoor hotel trade fair!



In 2019, Home Ball® was a finalist for the Innovation Award at the Mayors and Local Authorities Trade Fair!



REGISTERED BRAND, PRODUCTS, SPORTS

Home Ball® kits comply with all current safety requirements under article L421-3 of the consumer code/directive-2001/95/EC



IT'S FOR YOU !

LEISURE:

- Campsites
- Country Lodges
- Holiday centers
- Leisure parks
- Leisure centers
- Recreational centers
- Renters
- Individuals

ATHLETES:

- Handball Clubs
- Football Clubs
- Basketball Clubs
- Amateurs & professionals
- Sports associations
- Cultural associations
- Indoor complexes
- Event companies

EDUCATIONAL:

- Primary schools
- Colleges
- High schools
- Universities
- Medical Education Institutes
- National School Sports Federation
- Primary Education Sports Union
- University Physical And Sports Activities Service


COMPANIES:

- Team building
- Works councils
- Rest rooms
- Sports halls
- Seminars

URBAN USAGE:

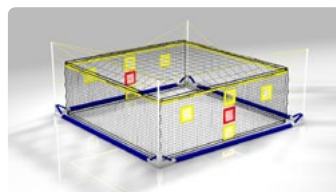
- Youth Spaces
- Playgrounds
- Parks, green spaces
- Gyms
- Youth services
- Sports services
- Metropolitan authorities

TRANSPORTABLE HOME BALL® 6M50 / 6M50



COMPOSITION OF A KIT

- 1 Home Ball® net
- 4 corner bases
- Ground bars and connectors
- 4 upper corner posts
- 4 bottom corner posts
- 24 short tensioners
- 4 long roof tensioners
- 1 protection kit for bases and tubes
- 2 balls : 1 Home Ball® Football & 1 Home Ball® Handball
- Rules of the game on the net
- Safety and assembly instructions



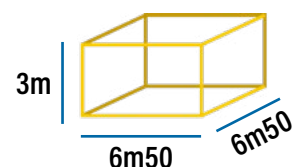
TOTAL WEIGHT OF THE STRUCTURE



LENGTH OF LONGEST TUBE



OVERALL DIMENSIONS INSTALLED:



THE IDEAL WAY TO MAKE SPORTS REALLY ENTERTAINING EVERYWHERE!

THE ADVANTAGES OF OUR TRANSPORTABLE KITS

The **Transportable Home Ball®** is the ideal tool for portable use of our kits.

The transportable Home Ball® can become a vital tool for reaching out to your public and organizing events indoors and outdoors.

Play on a football pitch, inside a gym, on part of a parking lot, a town hall square or even a tennis court, it's **YOU** who choose! Thanks to our simple and fast interlocking system, the structure can be assembled and dismantled in less than 20 minutes: its transportability means the sport can be played anywhere.


THE IDEAL TOOL FOR...

- Sports educators
- Sports Services
- Entertainment Services
- Youth Services
- Education
- Campsites
- Holiday centers
- Leisure centers
- Hotels
- Teachers
- Associations
- Federations
- Businesses



EXAMPLES OF TRANSPORTABLE HOME BALL® INSTALLATIONS

THE SELF-SUPPORTING HOME BALL® STRUCTURE



It can be installed on all types of floors

- The structure of our transportable kits means you can install them wherever you want.
- The plug-in mounting system ensures quick, tool-free installation.
- The corner bases are equipped with adjustable feet making the installation of your kit possible even on fragile floors.
- The wheelbase and the weight of our kit ensure excellent grip on the ground.

HOME BALL® FOAM PROTECTORS



Simple installation, optimal protection

- Foam protectors for ground bars, 110mm in diameter, 25mm thick, 1m90 long.
- Two foam protectors per corner base.
- Foams designed to protect users and adapt perfectly to the Home Ball® metal structure.
- A Velcro fastening system for quick installation.

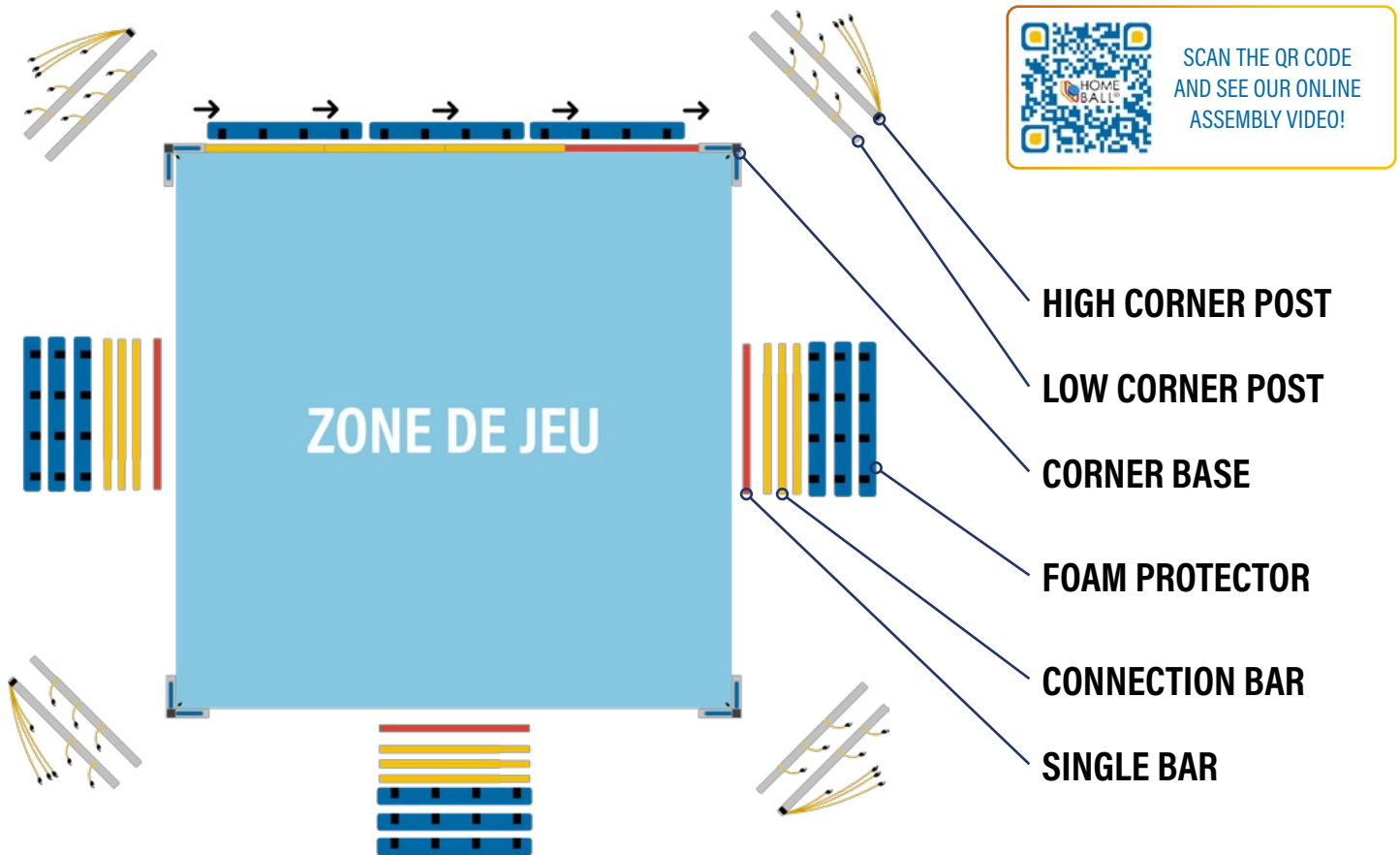
EQUIPMENT STORAGE



REFERENCE : HB00CH01

A cart for transporting and storing your kit!

- Maximum footprint of 2M / 0.50M / 1M for easy storage!
- Robust wheels (2 fixed and 2 swivel) with a diameter of 200mm for ideal movement.
- Robust materials: metal structure treated by hot galvanizing.



COMPOSITION OF KIT:

CORNER BASES	SINGLE BARS	CONNECTION BARS	HIGH & LOW POSTS	SHORT TENSIONERS	ROOF TENSIONERS	NET
4	L: 2M - QTY: 4	12	4	24	4	1

1- INSTALLATION

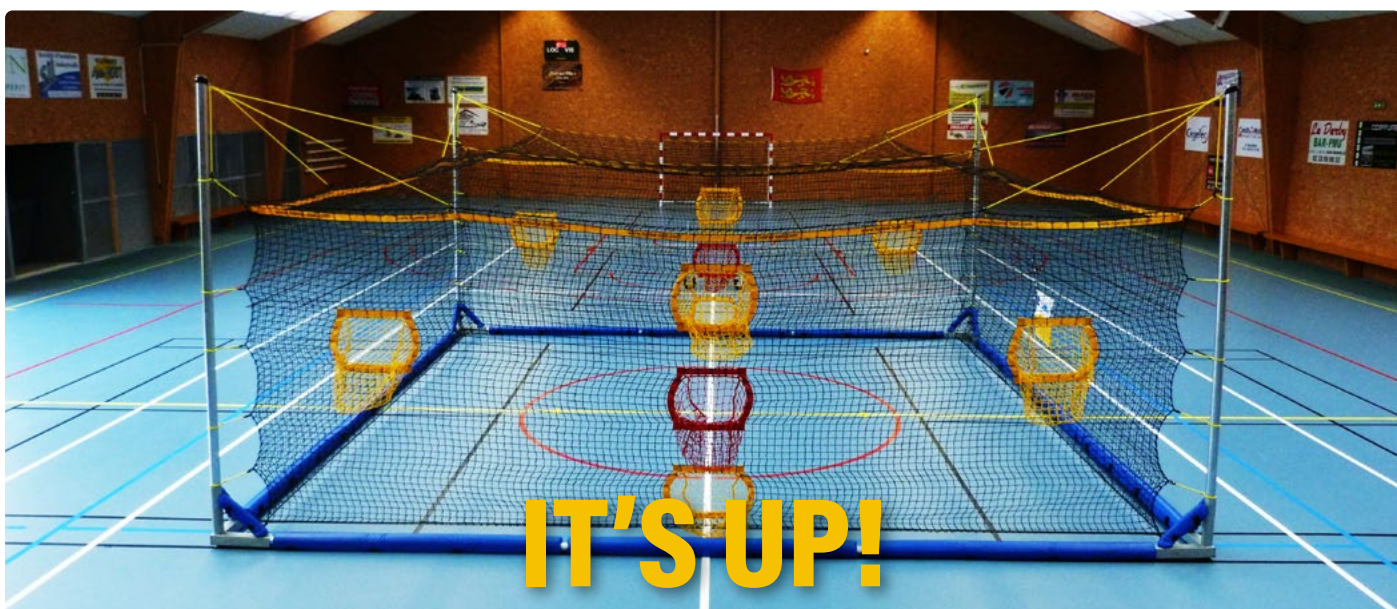

Our kits are very simple to assemble. Simply position the different items that make up a Home Ball® court as shown in the diagram above!

2- ASSEMBLY

For the assembly of the metal structure, nothing could be easier! Fully insert a **single bar** into a corner base then insert the **junction bars** into them! Insert a new corner base and that's it! Repeat for all 4 sides. Once the floor frame is assembled, simply fit the 4 corner posts together, attach the foam protectors and the metal structure is ready!

3- HOOKING UP THE NET

To hook up the net, simply unroll it, hook the 4 upper corners of the net to hang it then the 4 lower corners to stretch it. Next, attach the roof tensioners to raise the net. Finally, hook the short tensioners approximately every 8 stitches in each corner, check the tension and your court is READY!



1 HOME BALL® KIT, 3 NEW SPORTS !

HOME BALL®
FOOTBALL



HOME BALL®
HANDBALL



HOME BALL®
WHEELCHAIR



COMMON HOME BALL® RULES

HOME BALL® FOOTBALL



HOME BALL® HANDBALL



HOME BALL® WHEELCHAIR



THE AIM OF THE GAME

Two teams compete, the aim is to win the game by **scoring more points than the opposing team** within the allotted time. Physical contact is not allowed.

5 TARGETS PER SIDE

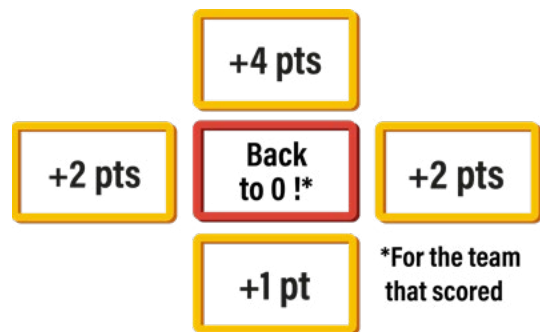
The aim is to score as many points as possible in the yellow targets of the opposing team. But be careful, if a player scores in a red target, his/her team's score returns to 0.



Be careful of changes in ball directions because it is the last player to touch the ball who is penalized!

DURATION OF A MATCH: 5MN

FIRST HALF	HALF TIME	SECOND HALF
2'30	1'	2'30



Values of targets

RESTART

KICK-OFF FIRST HALF

At the start of the first half of the match, the team that wins the RPS (Rock, Paper, Scissors) chooses its side of the court and wins the kickoff.



KICK-OFF SECOND HALF

The teams change sides and the kickoff is by the team which did not kick off the first half.



AT EACH KICKOFF AND RESTART:

- All players must be in their half of the court
- A pass is required before shooting

RESTART DURING THE MATCH

- When a team scores, it is the opposing team which restarts.
- When the referee awards a free kick to a team

IF A DRAW: If the teams are tied at the end of regulation time, then overtime yellow target winner (first team to score wins) or penalty shootout.



GAME MODE: Use of arms and hands is not allowed.

BALL: Home Ball® Football diameter 200mm, 300gr



	COURT 4M50 X 4M50	COURT 6M50 X 6M50	COURT 8M50 X 8M50
COMPETITIVE PLAY	<p>1 VS 1</p> <p>1 FREE PLAYER PER TEAM</p>	<p>2 VS 2</p> <p>2 FREE PLAYERS PER TEAM</p>	<p>3 VS 3</p> <p>2 FREE PLAYERS + 1 CENTER PER TEAM</p>
LEISURE PLAY	<p>2 VS 2</p> <p>2 FREE PLAYERS PER TEAM</p>	<p>3 VS 3</p> <p>2 FREE PLAYERS + 1 CENTER PER TEAM</p>	<p>4 VS 4</p> <p>2 FREE PLAYERS + 2 CENTERS PER TEAM</p>

ADDITIONAL REGULATIONS

- You must put the ball in the yellow targets of the opposing team and try to score as many points as possible with your feet, your head, your knees... but not your hands or your arms.
- Shooting in the opposing defense area:** The shot is authorized if the shooter's foot does not come into contact with the defense area.
- Ball recovery:** A player can recover a ball that is on the ground in the opposing defense area if they only place a foot on the ball without being in direct contact with the ground. When a ball is snatched, the player must either pass it or return to their defense area before being able to shoot again.
- The player can use the sides to pass but also to score.

IN-GAME BANS

NO-GO'S	SANCTIONS	
	<ul style="list-style-type: none"> Contact (body-to-body pressing) Fallen player Entering the opponent's defense area Entering the no-go area Keeping the ball for more than 10 seconds in your defense area 	<p>INDIRECT FREE KICK</p> <p>Each player returns to their own half of the court and the team that was fouled restarts.</p>
	<ul style="list-style-type: none"> Touching the ball with your hands or arms Holding or pushing your opponent Tackling your opponent Holding or throwing yourself into the nets High kicks 	<p>PENALTY</p> <p>A player who has been fouled or their partner is positioned in the center of the court and shoots without the opposing team being able to defend. WARNING! If the shooter sends the ball into the red target, their team's score returns to 0!</p>
<ul style="list-style-type: none"> Poor play Lack of respect for the referee / players Dangerous gestures Failure to comply with safety instructions 	<p>REFEREE LOSS DECISION</p> <p>The sanctioned team instantly loses with a score of 10 to 0.</p>	



GAME MODE: Using your feet is not allowed.

BALL: Home Ball® Football diameter 200mm, 300gr



	COURT 4M50 X 4M50	COURT 6M50 X 6M50	COURT 8M50 X 8M50
COMPETITIVE PLAY	<p>2 VS 2</p> <p>2 FREE PLAYERS PER TEAM</p>	<p>3 VS 3</p> <p>2 FREE PLAYERS + 1 CENTER PER TEAM</p>	<p>4 VS 4</p> <p>2 FREE PLAYERS + 2 CENTERS PER TEAM</p>
LEISURE PLAY	<p>3 VS 3</p> <p>2 FREE PLAYERS + 1 CENTER PER TEAM</p>	<p>4 VS 4</p> <p>2 FREE PLAYERS + 2 CENTERS PER TEAM</p>	<p>5 VS 5</p> <p>3 FREE PLAYERS + 2 CENTERS PER TEAM</p>

ADDITIONAL REGULATIONS

- You have to put the ball in the yellow targets of the opposing team and try to score as many points as possible only using your hands.
- The ball carrier is not allowed to walk or dribble
- Full-arm shots are not allowed.
- When a player shoots and the ball does not go in, if the same player recovers the ball first, s/he has to pass to a teammate before s/he can shoot again.

IN-GAME BANS

NO-GO'S	<ul style="list-style-type: none"> Walking by the ball carrier Dribbling / Playing on the ground / Full-arm shots Fully entering the opponents' defense area Entering a playing area not allowed by your position Keeping the ball for more than 5 seconds 	SANCTIONS	<p>INDIRECT FREE KICK</p> <p>Each player returns to their own half of the court and the team that was fouled restarts.</p>
	<ul style="list-style-type: none"> Intentionally touching the ball with your feet Holding or pushing your opponent Dangerous and poor play Holding or throwing yourself into the nets Defending in the red area 		<p>PENALTY</p> <p>The player who has been fouled or their partner is positioned in the center of the court and shoots without the opposing team being able to defend. WARNING! If the shooter sends the ball into the red target, their team's score returns to 0!</p>
	<ul style="list-style-type: none"> Poor play Lack of respect for the referee / players Dangerous gestures Failure to comply with safety instructions 		<p>REFEREE LOSS DECISION</p> <p>The sanctioned team instantly loses with a score of 25 to 0.</p>

WHEELCHAIR HANDBALL HOME BALL®

ADDITIONAL OFFICIAL RULES

SCAN THE QR CODE AND
LEARN ALL ABOUT OUR
WHEELCHAIR HANDBALL
GAME



GAME MODE: Using your feet is not allowed.

BALL: Home Ball® Football diameter 200mm, 300gr



	COURT 4M50 X 4M50	COURT 6M50 X 6M50	COURT 8M50 X 8M50
COMPETITIVE PLAY	<p>1 VS 1</p>  <p>1 FREE PLAYER PER TEAM</p>	<p>2 VS 2</p>  <p>2 FREE PLAYERS PER TEAM</p>	<p>3 VS 3</p>  <p>2 FREE PLAYERS + 1 CENTER PER TEAM</p>
LEISURE PLAY	<p>2 VS 2</p>  <p>2 FREE PLAYERS PER TEAM</p>	<p>3 VS 3</p>  <p>2 FREE PLAYERS + 1 CENTER PER TEAM</p>	<p>4 VS 4</p>  <p>2 FREE PLAYERS + 2 CENTERS PER TEAM</p>

ADDITIONAL REGULATIONS

- When a player recovers the ball or receives a pass, s/he must stop moving.
- The ball carrier is not allowed to move or dribble, but the other players can move freely.
- Passing and shooting are done while stationary with the exception of the “volley shot” which can be done while moving because the shooter does not catch the ball, s/he simply deflects it with a brief tap. **WARNING: On the other hand, if the player scores and ends his/her action in the opposing defense zone, then the goal is disallowed.**
- When a player shoots and the ball does not go in, if this same player recovers the ball first, s/he has to pass to a teammate before being able to shoot again (except in 1vs1).

IN-GAME BANS

NO-GO'S	SANCTIONS	
	<ul style="list-style-type: none"> • Move forward for the ball carrier • Dribbling • Fully entering the opponents' defense area • Entering a playing area not allowed by your position • Keeping the ball for more than 5 seconds 	<p>INDIRECT FREE KICK</p> <p>Each player returns to their own half of the court and the team that was fouled restarts.</p>
	<ul style="list-style-type: none"> • Intentionally touching the ball with your feet • Holding or pushing your opponent • Dangerous and poor play • Holding or throwing yourself into the nets • Defending in the red area 	<p>PENALTY</p> <p>The player who has been fouled or their partner is positioned in the center of the court and shoots without the opposing team being able to defend. WARNING! If the shooter sends the ball into the red target, their team's score returns to 0!</p>
<ul style="list-style-type: none"> • Poor play • Lack of respect for the referee / players • Dangerous gestures • Failure to comply with safety instructions 	<p>REFEREE LOSS DECISION</p> <p>The sanctioned team instantly loses with a score of 15 to 0.</p>	

HOME BALL[®], 3 SPORTS SUITABLE FOR EVERYONE

OUR AIM: MAKE SPORT ACCESSIBLE TO EVERYONE!



INCLUSIVE

Our sports are inclusive and allow everyone to practice them.



UNIFYING

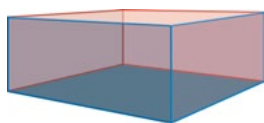
Home Ball[®] brings people together, regardless of age or gender! That is the Home Ball[®] spirit.



PLAYFUL & FUN

Home Ball[®] allows you to practice a physical activity while having fun as a team!

THE KEYS TO ACCESSIBILITY



CLOSED COURT

The ball always stays in the court, even if a player misses his/her shot, the game will not stop, which encourages players to take their chances.



5 MINUTES

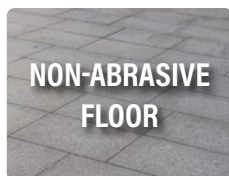

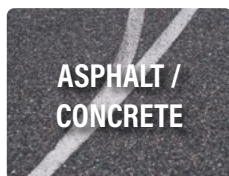
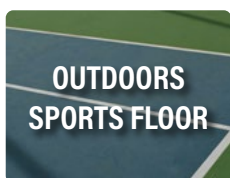
A short playing time gives participants the satisfaction of being able to finish their match regardless of their physical condition.



RESTRICTED SURFACE

Every player is in the heart of the action and can participate in the game touching the ball several times: individualism is over!

SPORTS EVERYWHERE



SPORTS FOR EVERYONE

ATHLETES & NON-ATHLETES

BEGINNERS & ADVANCED

FEMININE & MASCULINE

PARASPORTS

ADAPTIVE SPORT

ALL GENERATIONS

AMATEURS & PRO

MENTALLY RETARDED

MULTI-SPORTS SYSTEM

SCHOOL - BUSINESS - LEISURE - VACATION - FAMILY - COMPETITION...

GENDER DIVERSITY

INTERGENERATION

OPENING

INTÉGRATION

ACCESSIBILITY

USER-FRIENDLINESS



Thanks to our years of experience and analysis of feedback on the games organized by our team (events, seminars, interventions in schools, leisure centers, Home Ball competitions), we have developed numerous challenges, mini-games & exercises **suitable for all ages and audiences.**

We want all users of Home Ball kits to make as much progress and have as much fun as possible! That is why we provide all of our instruction guidelines free of charge on: <https://www.home-ball.com/en>

Using these instruction guidelines, **learn how to make the most of your know-how** and organize professional events, suitable for the kit and easy to supervise!

More than 25 mini-games for a wide range of events and training exercises!

Team challenges to promote team spirit and inclusion!

Individual challenges where each player fights against the clock!

EXAMPLES OF CHALLENGES

H.B.T.C CHALLENGE

The Home Ball Tour Challenge is an individual mini-game (foot or hand) where the player must score in the 8 yellow targets on the court by following a defined course in a minimum of time. This exercise helps develop participants' shooting skills, fitness and other playing qualities.

TEAM SHOOTING RELAY

The Team Shooting Relay is a mini-game played by teams. The aim of the game is to score a defined number of goals as quickly as possible. Each player takes turns in trying to score to pass the baton to one of their teammates by high-fiving them.

This exercise helps improve group cohesion and allows participants to work on shooting speed, precision, etc.

H.B.M.1 CHALLENGE

The Home Ball Max 1 challenge is an individual mini-game that takes place over 1 minute. The player must score as many times as possible with his/her foot or hand within the 4 pt target. S/he must shoot and go and get his/her ball after each shot. This challenge allows you to develop many skills such as stress management, shooting precision, endurance, etc.

PASSING TRAINING

A short, simple exercise to set up with just a few rings that allows players to practice passing. Training becomes fun because the ball never leaves the court.



ALL OUR EXERCISES, CHALLENGES AND MINI-GAMES CAN BE PLAYED USING FEET OR HANDS WITH DIRECT OR BOUNCE SHOTS.

Home Ball instruction guidelines, *mini-games, challenges & adaptive exercises* are perfect for no-contact playing, ideal for beginners, for youngsters or non-athletes!

Example : The bull game

Thanks to all these educational sheets, *your training sessions, sports courses or club sessions* can be different each time, and fun every time!

CHALLENGES & EXERCISES OUTSIDE THE COURT

FARTHEST SHOT CHALLENGE

Each player has 10 shots, and must try to shoot from as far away as possible. The coach chooses the farthest shot. This exercise is designed to make players work on the precision and power of their shot.



Several workshops simultaneously on the same site are possible! For example, you can set up a bull game inside the cage and a farthest shot challenge & shooting with increasing distance on each side of the outdoors court.

SHOOTING FROM AN INCREASING DISTANCE

The coach places markers on the ground increasingly distant from the target. The objective for players is to shoot from these markers while moving backwards. The goal is to make the players work on estimating distances.

OUR INSTRUCTION GUIDELINES



OUR INSTRUCTION GUIDELINES CAN BE FOUND ON OUR WEBSITE AT: <https://www.home-ball.com/en> IN THE EDUCATIONAL CONTENT SECTION. All our sheets are accessible, downloadable and printable! Also see our adaptive scorecards for our mini-games!

HOME BALL® , THE EDUTAINMENT KIT THAT IS BECOMING A MUST! THE PERFECT SUPPORT FOR CAPTURING THE ATTENTION OF EVERY KIND OF PUBLIC!



EVENTS IN CLAIRE-FONTAINE



EVENTS IN THE LEISURE CENTER



SCHOOL CYCLE

ALSO SEE...

VHOLE BALL®



A SINGLE NET,
FUN RULES,
A SPORT ACCESSIBLE TO ALL

+33 (0)2 33 50 79 19
contact@home-ball.com
<https://www.home-ball.com/en>

A FRENCH INVENTION